

Top 100+ Exterior Colors by Hue

Kelly Paulson



Sherwin Williams

Main Colors

Lights



Alabaster
7008



Pure White
7005

Greige




Anew Gray
7030



Warm Stone
7032

Beige



Diverse Beige
6079




Smokey Beige
9087



Nomadic Dessert
6107



Latte
6108



Beach House
7518

Tan




Antler Velvet
9111




Softer Tan
6141



Universal Khaki
6150



Row House Tan
7689



Toasted Pine Nut
7696

Sherwin Williams

Green Gray



Chatroom
6171



Rare Gray
6199



Tin Lizzie
9163



Gray Matters
7066



Magnetic Gray
7058



Techno Gray
6170




Sensible Hue
6198

Blue Gray



Foggy Day
6235



Gibraltar
6257

Taupe



Amazing Gray
7044



Tavern Taupe
7508



Tony Taupe
7038



Mega Greige
7031



Intellectual Gray
7045



Elephant Ear
9168



Pavestone
7642

Lavender Gray



Dovetail
7018



Dorian Gray
7017



Software
7074



Gray Clouds
7658



Polished Concrete
9167



Pewter Cast
7673

Sherwin Williams

Light Trims

Gray White



Incredible White
7028



Eider White
7014



Snowfall
6000

Greige White



Egret White
7570



Alabaster
7008



White Duck
7010



Shoji White
7042

Creamy White



Creamy
7012



Canvas Tan
7531



Moderate White
6140

Blue White — Pure White — Pink White



Spare White
6203



Pure White
7005



Snowbound
7004

Sherwin Williams

Accents

Blue



Naval
6244

Black



Iron Ore
7069



Tricorn Black
6258



Black Fox SW
7020

Green Gray



Rock Bottom
7062



Mount Etna
7625



Urbane Bronze
7048



Nantucket Gray
HC-111

Red



Carriage Door
7594

Benjamin Moore

Main Colors

Whites



White Dove
PM-19



Chantilly Lace
OC-65

Gray



Gray
2121-10

Beige



Shaker Beige
HC-45



Carrington Beige
HC-93



Muslin
1037




Bleeker Beige
HC-80

Taupe



Indian River
985



Beachcomber
993



Ashen Trail
996



Iron Gate
1545



Taos Taupe
2111-40



Fairview Taupe
HC-85

Benjamin Moore

Tan



Muslin
1037



Manchester Tan
HC-81




Navajo White
PM-29

Lavender Gray



Gray Mountain
1462



Elephant Gray
2109-50

Green Taupe



Eagle Rock
1469




Nimbus
1465



Cape May Cobblestone
1474



River Reflections
1552



Ashley Gray
HC-87

Green Tan / Gray



Inner Balance
1522




Senora Gray
1530



Northern Cliffs
1536



Fieldstone
1558



Rockport Gray
HC-105



Copley Gray
HC-104




Chelsea Gray
HC-168

Blue Gray



Boothbay Gray HC-185



Wolf Gray 2127-40

Benjamin Moore

Light Trims

Blue White ——— Pink White ——— Pure White



Paper White
OC-55



Maritime White
OC-5



Florida Beaches
900



Chantilly Lace
OC-65

————— Gray White —————



Balboa Mist
OC-27



Intense White
OC-51



Decorators
White

————— Greige White —————



Dove Wing
OC-18



Edgecombe Gray
HC-173



Cloud Cover
855

————— Creamy White —————



Linen White
OC 146



Simply White
OC-117



Windham Cream
HC-6



Swiss Coffee
OC-45

Benjamin Moore

Accents

Blue



Hale Navy
HC- 154



Yellow / Orange



Beeswax
2157-40




Green Gray




Kendall Charcoal
HC- 166

————— Red —————



Brick
Red



Dinner Party
AF-300

————— Black —————



Wrought Iron
2124-10



Black Beauty
2128-10

————— Brown —————



Bittersweet Chocolate
2114-10



Iron Mountain
2134-20



Work With Me

Hello Everyone. My name is Kelly Paulson. I have a degree in Marketing, understudy in art, have been an art-teacher as well as the Director at The Gallery at Windsor. I am a certified architectural color consultant through Color IQ. I am also a member of Women in Design and The Art Students League of Denver.

For more information, free resources and my services, please visit www.yourcolorconsultant.com



KELLY PAULSON
——— *color consultant*

